


# Aiming for Excellence

## Raising Expectations - Young people not in education, employment or training (NEET)

(Mid - October position)  
22nd October 2008



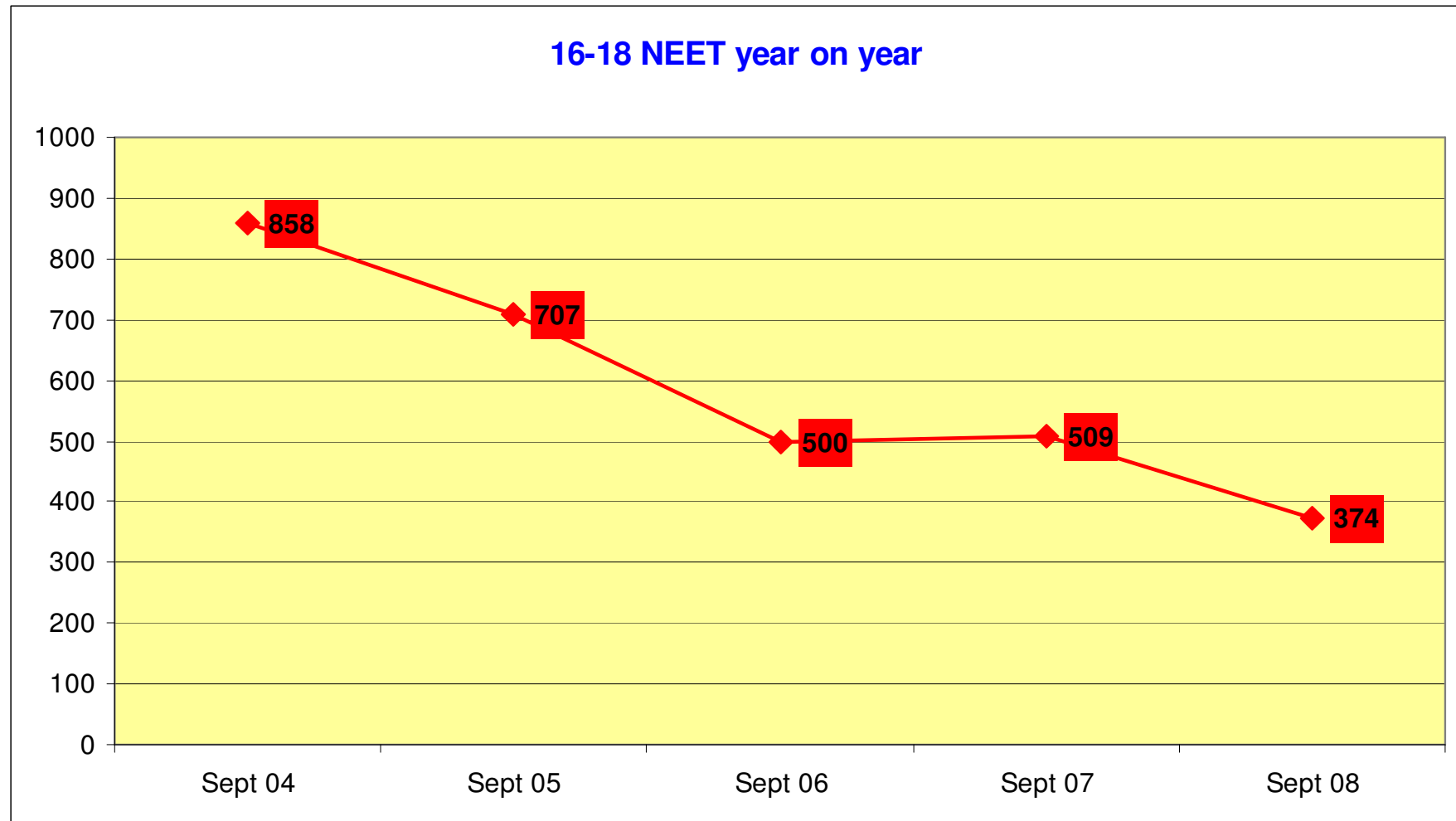
## Headlines...at Quarter 1 (April 08 – June 08)

NEET levels decreased from 11.4% (491) in June 07 to 10.4% (408) in June 08

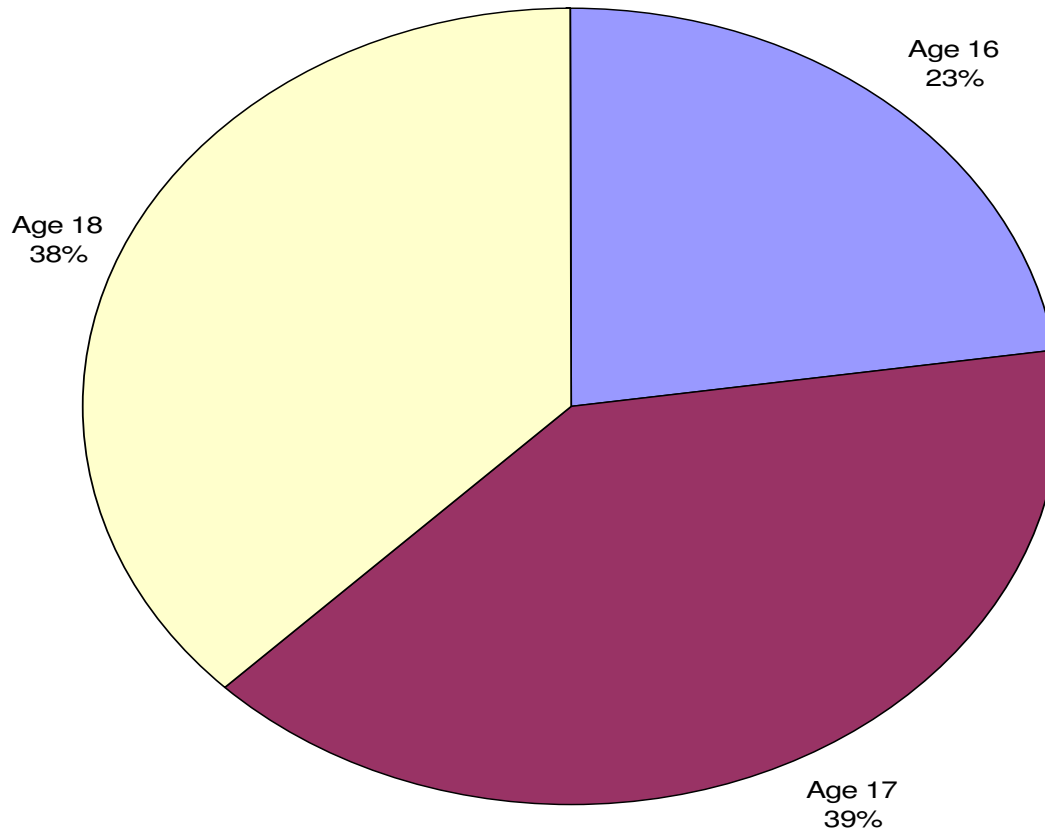
Not known levels decreased from 340 (7.7%) in June 07 to 2.7% (108) by June 08

Small year on year increase on numbers entering EET (from 71 to 76 in June 08)

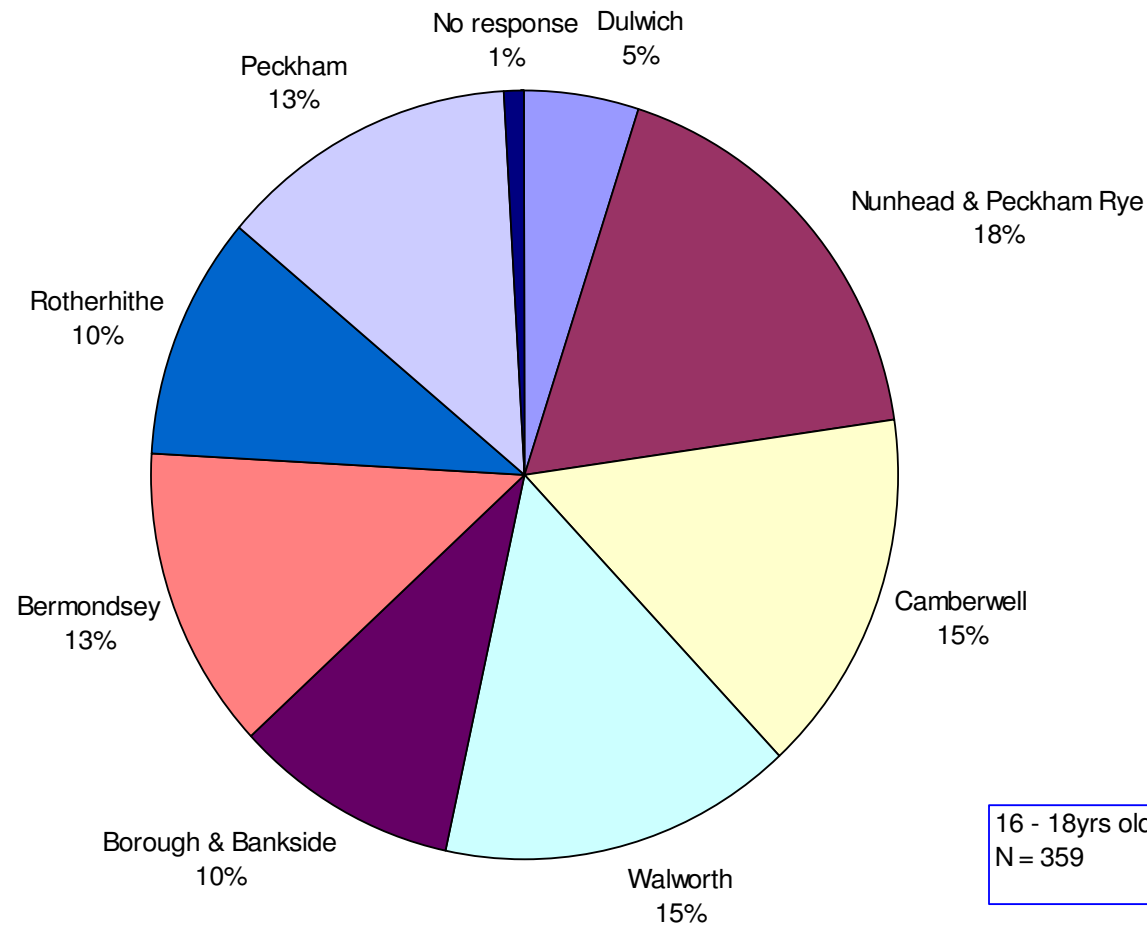
85% aged 17 are in learning (up 1.9% on same position 2007);



**16-18yrs NEET (by age)**



# 16-18 NEET by Community Council



16 - 18yrs olds who are NEET as at 20th Oct 08.  
N = 359

**NEET (Community Council)**

Dulwich	18
Nunhead & Peckham Rye	64
Camberwell	55
Walworth	54
Borough & Bankside	35
Bermondsey	46
Rotherhithe	37
Peckham	47
No response	3
<b>Total</b>	<b>359</b>

## CHILDREN'S SERVICES

Brunswick Park	15
Camberwell Green	19
Cathedrals	24
Chaucer	11
College	6
East Dulwich	5
East Walworth	16
Faraday	20
Grange	15
Livesey	26
Newington	18
Nunhead	18
Peckham	21
Peckham Rye	16
Riverside	16
Rotherhithe	24
South Bermondsey	15
South Camberwell	21
Surrey Docks	13
The Lane	30
Village	7
No response	3
<b>Total</b>	<b>359</b>

**NEET - by  
wards**

## CHILDREN'S SERVICES

Employment NO training - Client at NVQ2	2
Moved away to Education	1
NEET - Activity Agreement	25
NEET - Awaiting level 2 place	5
NEET - Awaiting level 3 place	5
NEET - Awaiting pre-level 2 place	9
NEET - Illness	14
NEET - Never Economically Active	3
NEET - Not available - Other	3
NEET - Not work ready	17
NEET - Pregnancy	18
NEET - Start date for EET agreed	1
NEET - Supporting Family Teenage Parent	29
NEET - Supporting Family Young Carer	3
NEET - Unemployed	203
NEET - Unemployed awaiting an E2E place	6
Personal Development Opportunity	12
Sixth Form College (6th Form only)	1
Voluntary Work	2
Total	359

NEET -  
status/type



**NEET - by ethnicity**

Bangladeshi	5
Black African	34
Black British	15
Black Caribbean	37
Black Congolese	1
Black Nigerian	2
Black Somali	4
Chinese	2
Indian	1
Kosovan	1
Latin/South/Central American	4
No information	6
Other	11
Other Asian background	5
Other black background	15
Other mixed background	5
Other white background	13
Pakistani	1
Turkish	4
White and Asian	1
White and black African	3
White and black Caribbean	14
White British	166
White European	3
White Irish	6
Total	359

Login

**choice**  
All your options in a click

14-19  
AD  
COU

Home Courses Careers Pathways Action Plan CV Builder Quiz

**Find courses, careers and plan your future.**



**courses**



Take a look at our courses section. Find the courses you need!



**careers**



Take our fun quiz to find out the careers that suit you. Find the career you want!

my  
progro



As you use the site

If you have already



**Choice**...providing courses, career options and much more

**For parents, young people and workers:**

[WWW.mychoicelondon.co.uk](http://WWW.mychoicelondon.co.uk)

**For workers working with young people:**

[www.choicefriends.org](http://www.choicefriends.org)

## How has the NEET reduction been achieved?

- Improvements to the Core-plus database system (i.e. cohort size more accurate = EET/NEET levels accurate)
- Importing and improving school and college data more systematically
- Proportion of not knowns lower = less uncertainty
- Localised targeted project work (e.g. Community Council areas)
- Improved work with targeted groups (e.g. teenage mothers)
- September Guarantee leading to more effective multi-agency working (e.g. Southwark College and work based learning providers)